

Temperature Controller for Piping LH100



The LH100 series is a downsized temperature controller for piping with built-in SSR, which enable to shorten installation time with push-in wire connectors. Standard provision of RS485 communications, Digital Inputs and Event Outputs enable to realize cost-effective temperature control.

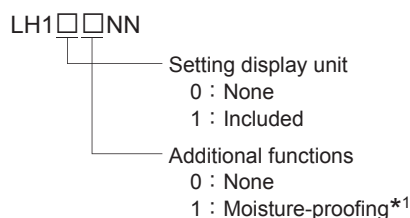
FEATURES

- Downsized controller with built-in SSR (Max 7A)**
 By connecting with heater, enable to control temperature in a space-saving and less wiring.
- Standard provision of digital communications and event functions**
 The LH100 series is having RS485 communications, digital inputs and event outputs as standard provision, which realize centralized control and monitoring with graphic panels.
- Detachable push-in wire connectors**
 After making the wiring in advance, it supports one-time connection for enabling you to reduce wiring time at the site.
- Designing for safety**
 The fuse* and relay are built in the controller, and the high current when the load is short-circuited and the load power supply when the equipment is abnormal are cut off.
 *Unable to replace the fuse outside factory.
- Various mounting**
 Can be mounted to vertical pipes and horizontal pipes from various directions. In addition, since the controller can be directly mounted to the DIN rail, it can also be used for control other than piping temperature.
- Easy-to-use setting display (LH110)**
 You can setup and check parameters directly with the controller. The setting display can be installed in either vertical or horizontal orientation, and is designed to be easy to see and operate.
- Indicates operation status with front LED (LH100)**
 The front LED of the controller notifies you of the startup status, communications, event outputs, etc. Parameter setup / confirmation is possible from communications or dedicated software package.
- Dedicated software package (can be downloaded at our web site)**
 One-time parameter setup can be made with software package by connecting the controller and the PC with USB engineering cable (sold separately). USB bus powered.
- International safety standards**
 Conform to CE, UKCA and cUL



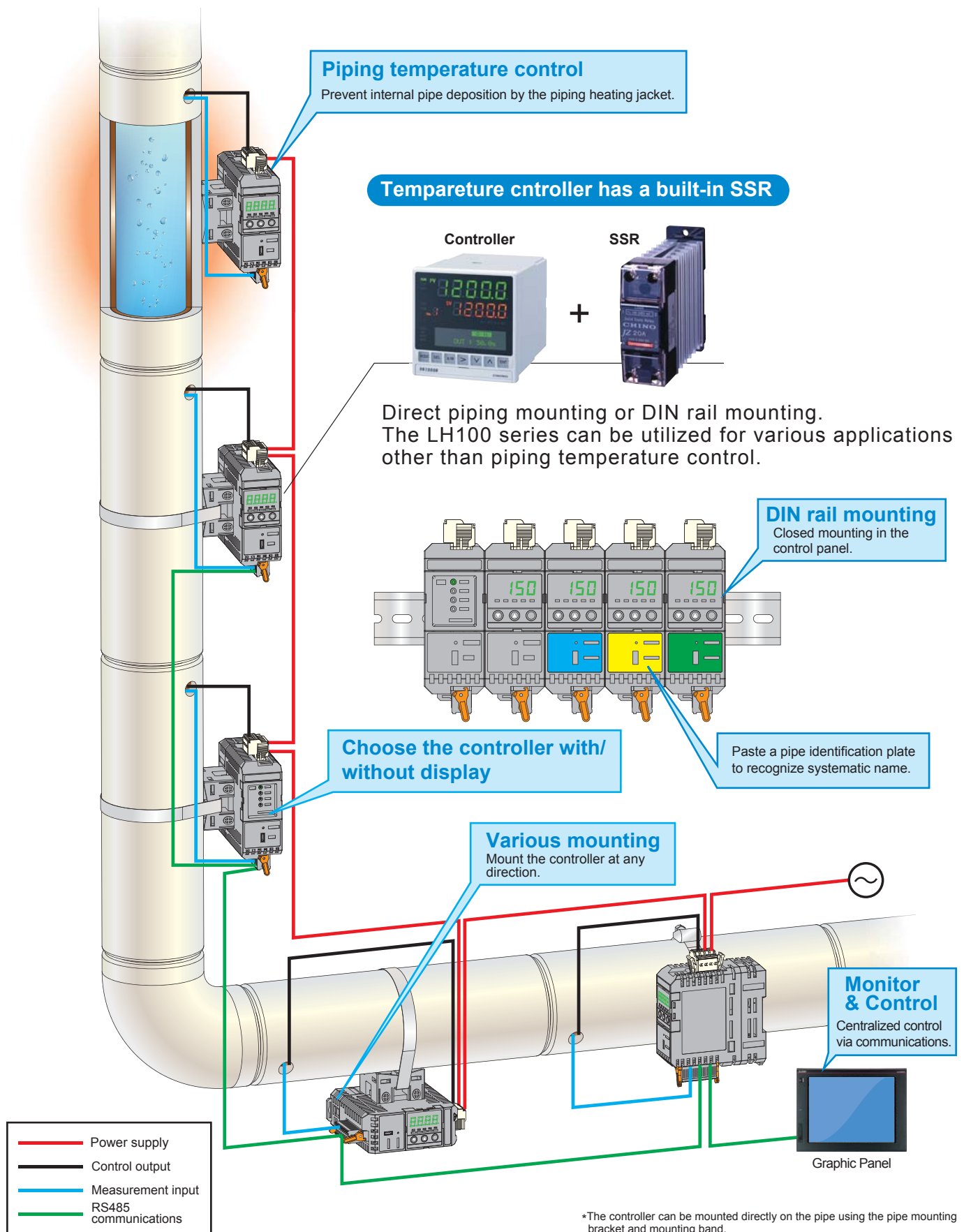
LH100 (without setting display) **LH110** (with setting display)

MODELS




*1 Not applicable with CE/UKCA marking and UL certification

The LH100 series has an easy-to-use function for controlling the temperature for piping.



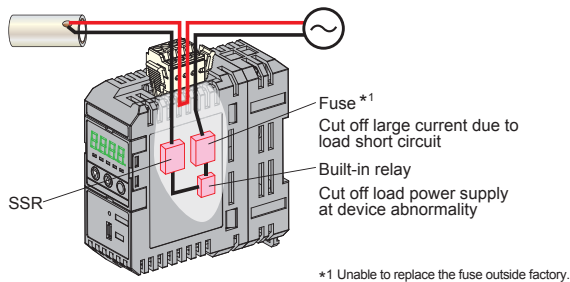
The LH100 series is a downsized temperature controller for piping with built-in SSR, which enable to shorten installation time with push-in wire connectors. Standard provision of RS485 communications.

Digital Inputs and Event Outputs enable to realize cost-effective temperature control.



Protective circuit

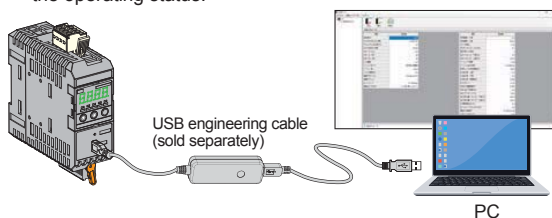
This product has built-in fuse and built-in relay as a protective circuit.



Parameter setting

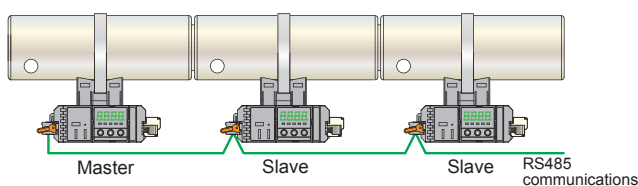
● Dedicated software package (Free download at our website)

Connect the controller and PC with a USB engineering cable (RZ-EC6) and use this software package to set parameters at a time, and display the operating status.



● Multiple unit setup (Master/Slave)

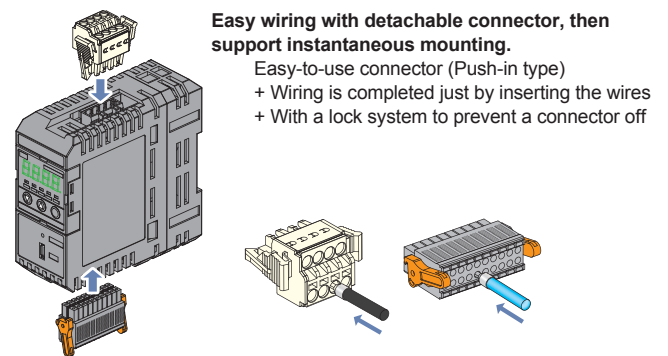
You can transmit SV and Run/Ready parameters in the master unit to slave units by RS485 and set multiple units at once without using a PC.



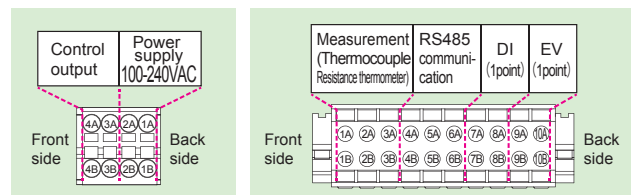
*Unable to use host communications.

Installation

● Reduces on-site wiring man-hours and working time



Connector of power supply*2 and heater
Connector of sensor, communications,*3 DI and EV



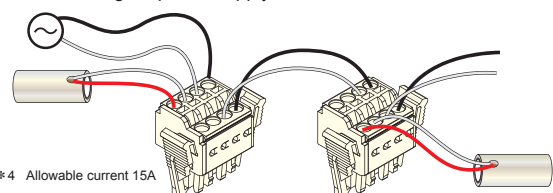
*2 Each A and B terminal are connected inside the connector.
*3 Each A and B terminal are connected inside the unit.

Wiring processing (the ferrule terminal pressure arrive)

Connector of power supply and heater	Connector of sensor, communication, DI and EV
0.25 to 2.5mm ²	0.14 to 1.0mm ²

● Crossover wiring

Save wiring for power supply line*4 and communications line.



SPECIFICATIONS

Input specifications

Number of inputs: 1 point
 Input signal: Thermocouple K, J... 0 to 800°C
 Resistance thermometer Pt... 0 to 800°C
 Accuracy: The performance by which $\pm 0.2\%$ FS 1digit of the measuring range

* Precision in the reference operating condition
 The reference mark compensation precision: $\pm 2^\circ\text{C}$

Input sampling: Approx. 0.1 seconds

Control specifications

Number of output: 1 point
 Output: Triode AC switch output (zero crossing)
 Load current: At most 7 A (There is an ambient temperature de rating.)

Control cycle: 0.1 seconds
 Pulse cycle: 0.5 to 180 seconds
 Protection circuit: Rated 12.5A fuse (not replaceable)
 Security function: Relay for load power supply insulations

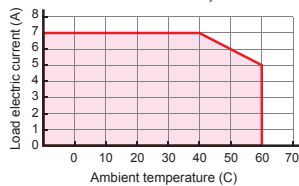
General specifications

Rated voltage: 100 to 240V AC
 Rated power supply frequency: 50/60Hz
 Power supply passage wiring permissible current: 15A

Power consumption: Undertaken, at the time of non-connection
 Setting indicator pear
 At most 4 VA (100V)/at most 6 VA (240V)
 There is a setting indicator
 At most 5 VA (100V)/at most 7 VA (240V)
 Load connection the time
 (ambient temperature: Less than 40°C)
 Setting indicator pear At most 704 VA
 (100V)/at most 1686 VA (240V)
 There is a setting indicator At most 705 VA
 (100V)/at most 1687 VA (240V).
 Outer material: Incombustible polycarbonate (UL94V-0)
 Weight: Approx 220 g (without indicator)
 Approx 230 g (with indicator)

Ambient temperature

Ambient temperature: -10 to 60°C
 Ambient humidity: 20 to 90%rh (without dew condensation)



Digital input

Number of input: 1 point
 Input signal: No-voltage point of arrangement or open collector
 Function: AUTO/MANUAL, RUN/READY and built-in relay ON/OFF

Event output

Number of output: 1 point
 Output capacity: 24VDC 50mA
 Function: Absolute value warning, deviation warning, absolute value deviation warning, control loop abnormal warning and FAIL warning

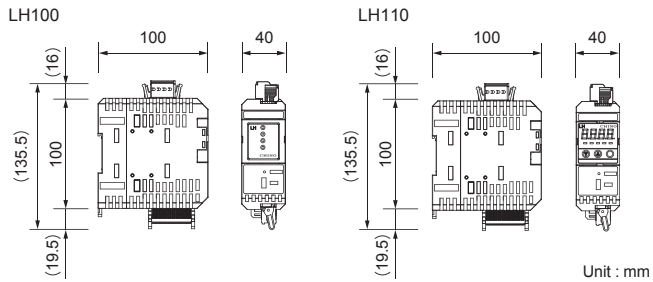
Communication interface (Dominance communication)

Communications: RS485
 Bit rate: 9600 (defaults)/19200/38400 bps
 Communications protocol: Modbus RTU (defaults)/ASCII
 Communications character: 8N1 (defaults), /8E1/8O1/8N2/8E2/8O2/
 7E1/7O1/7E2/7O2
 Transmission distance: Less than 500 m

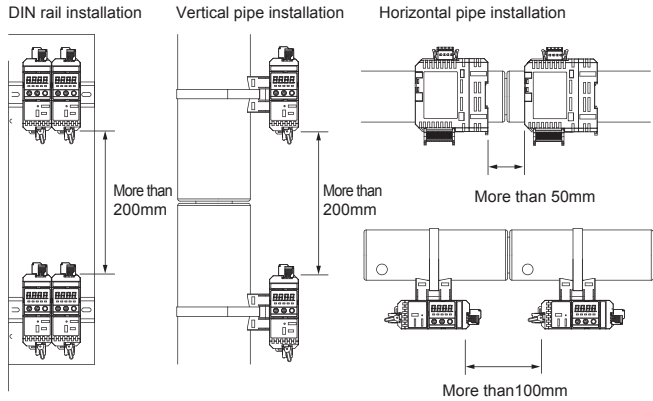
Safety and the EMC standard

EMC order: EN61326-1 fitness (CE and UKCA) ClassA.
 Safe: EN61010-1 fitness (CE and UKCA) and
 EN61010-2-030 fitness (CE and UKCA)
 UL61010-1 authentication (UL) and
 UL61010-2-030 authentication (UL)
 CAN/CSA C22.2 No.61010-1 authentication (cUL)
 CSA C22.2 No.61010-2-030 authentication (cUL)
 Overvoltage category: II and pollution degree: 2.

EXTERNAL DIMENSION



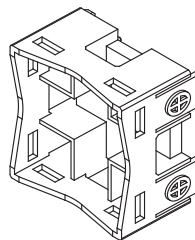
Installation



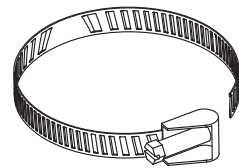
Accessories

Name	Models	Function
Pipe mounting bracket	CX-LH1	For mounting the unit with pipe
Pipe clamp ring	CX-LH2	For clamping the unit with pipe
USB engineering cable	RZ-EC6	For connecting the unit with PC

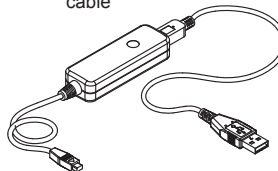
Pipe mounting bracket



Pipe clamp ring



USB engineering cable



Specifications subject to change without notice. Printed in Japan (J) 2022. 8

CHINO CORPORATION

32-8 KUMANO-CHO, ITABASHI-KU, TOKYO 173-8632

Telephone : +81-3-3956-2171

Facsimile : +81-3-3956-0915

E-mail : inter@chino.co.jp

Website : <https://www.chino.co.jp/>